

Volume II

[Grand chœur] CFF 49

207: LH should read the same as the final chord of the previous bar

[Pièce en la majeur] CFF 51

188, RH: insert ♭ before A in the lower voice

Prière CFF 52 (fragment)

22, RH: the quaver rest at the end of the bar should appear before the three-note figuration

(7 )

[Fantaisie] CFF 53a

140.4, RH: insert ♭ before G in the upper voice

231.4: LH: insert ♭ before C in the upper voice

[Fantaisie] CFF 53b

32–33, RH: insert tie between C♯ - C♯

Prélude, Fugue et Variation (harm/pf), Op. 18

110–111: insert tie between C♯ – C♯ in l.h. of harmonium (also in part)

131–132: insert tie between E♭ – E♭ in l.h. of harmonium (also in part)

133–134: insert tie between F♯ – F♯ in l.h. of piano (also in part)

Volume III

Fantaisie, Op. 16

99, RH: insert tie between A♭ – A♭


Grande Pièce Symphonique, Op. 17

243–244, RH: insert tie between B♭ – B♭


372.2, LH: F♯

496.8, RH: C♯ in the upper voice

Prélude, Fugue et Variation, Op. 18

31, RH: rhythm should be 

95–96, RH: insert tie in the lower voice of the r.h. (C♯ – C♯)

113, LH: rhythm should be 

Pastorale, Op. 19

21, RH: check rhythm of beat 1 against bar 17

Prière, Op. 20

44–45, LH: insert tie in the lower voice between A♭ – A♭

Volume IV


Fantaisie CFF 102

125: insert 

Choral II CFF 106

52.4, LH: A♭ (also in the ossia bar)

57.2, LH: insert ♯ before E

141.1, Ped: ♭ should be a ♯ ()

229.7, RH: insert ♯ before D

Choral III CFF 107

46, LH: E♭ in the upper voice of the l.h., tied to the same of the previous and following bars (see bar 34 for reference)